

Arbor Roadmap

Summer 2025



A note from our Chief Product Officer

Welcome to our Summer Product Roadmap!

This roadmap guide lays out the key features and improvements we're currently developing, and looks back at some of our releases from last term.

We listen to the Arbor community to decide which areas we can develop to have the biggest impact, and we add these to our termly roadmap.

Please note that this roadmap reflects our current plans. As we test and refine our solutions, the specific features we release may differ from what's outlined here. This guide doesn't include pricing information, and some features may incur additional costs or be available only within specific MIS packages.

Our team is continuously working to deliver major innovations and ongoing improvements to Arbor. The focus in this guide is on the major changes - don't forget, you can find all our releases in our Change Log.

All the best,



Bex Campbell
Chief Product Officer at Arbor



How we plan the **Arbor Roadmap**

At Arbor, we're always looking for new ways to help schools and trusts work better. Our Product Team divide their time between two types of work:

1. **Strategic:** Powerful new features that often require work over multiple school terms, and have a transformative impact on how you use your MIS
2. **Responsive:** Continuous improvements based on your feedback and ideas

We work in this way to make sure we're balancing our long-term goals on transforming the way you work, with the ability to react quickly and proactively to your needs.



What we *released* *in Spring*



68

features released in
the last term

Click on each month's tile to see our
strategic releases from Spring Term:

January

Product Update

February

Product Update

March

Product Update

April

Product Update

What we *released* *in Spring*

Just some of our responsive
releases from Spring Term:

Search in MAT
MIS

Candidate
count on the
Candidate List
and Exam
Registers

Copy an
existing
Custom Report
Card setup

Attendance fine
tracking and
monitoring

Suspension
statistics in
MAT MIS

Share product
ideas straight
from your MIS

School-defined
suspension
sessions lost

Printable venn
diagrams in
Arbor Labs

New PowerBI
dashboard
templates

Push down
Custom Report
Writer
templates from
MAT MIS

Mark
assignments as
complete in the
Student App

[Click here to stay
up-to-date with
releases on the Arbor
Change Log](#)

What we're *working on in Summer*



Five things we need to get right for you:

1. Automate away repetitive tasks
2. Remove wasted time wherever we can
3. Connect workflows and data across systems
4. Live data that informs action
5. Empower groups of schools

Automate away repetitive tasks

We don't want you to be bogged down by busywork. Let Arbor take care of the tasks and admin that can be automated and off your plate, so you have more time for the work only you can do.

This term we're focused on automating time consuming, repetitive tasks. We're using the power of Arbor AI to help you get to the information you need quickly and easily, and automate processes across your school.



✦ Automate your data retention policy


More flexibility and control over which records you can bulk delete and when.


✦ Ask Arbor


Find answers faster, and carry out your daily tasks in moments.

Spotlight on:


Ask Arbor

 Ask Arbor a question about any information in your MIS and get an answer in seconds

 Find student attendance, behaviour, or demographic data in just a few clicks

 Locate free rooms, view timetables, and make decisions quickly

[< Back](#)


Ask Arbor 

Ask a question or select a sample prompt to get started

Create a report with behaviour by gender and year group for Year 10


I need to find the location of a student

What has the attendance been like for boys and girls this term?




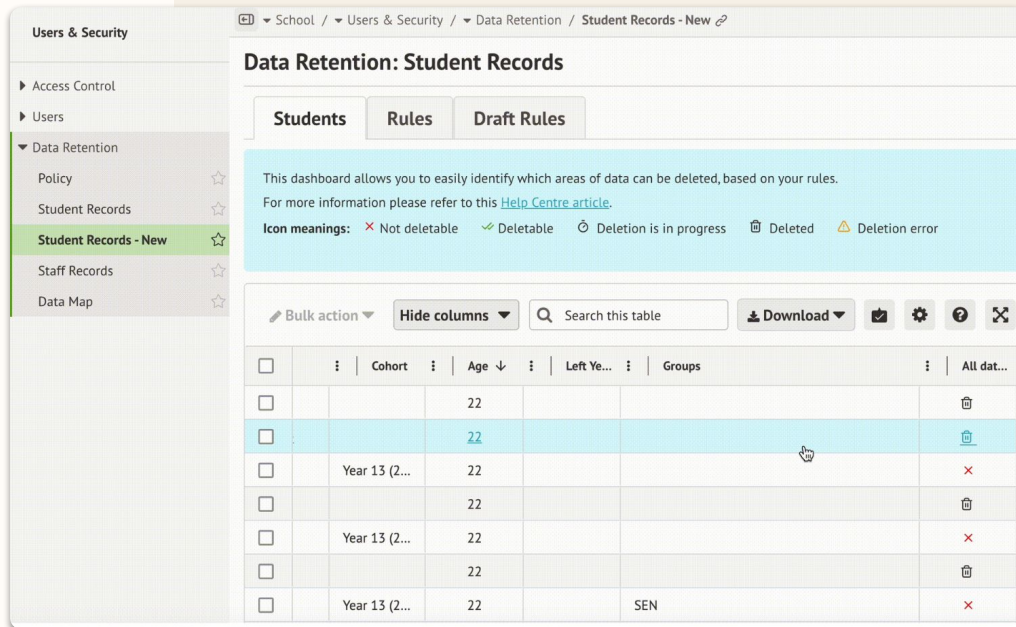
Spotlight on:

✨ Automate your data retention policy

 Set data retention rules for different groups of students or different types of data

✨ Create rules yourself, or use Arbor AI to turn the language from your policy into rules in Arbor

 Easily export and share rules between schools



The screenshot shows the 'Data Retention: Student Records' dashboard in the Arbor School MIS. The left sidebar is titled 'Users & Security' and includes a menu with 'Access Control', 'Users', 'Data Retention' (expanded), 'Policy', 'Student Records', 'Student Records - New' (highlighted), 'Staff Records', and 'Data Map'. The main content area has a breadcrumb trail: 'School / Users & Security / Data Retention / Student Records - New'. Below this is a tabbed interface with 'Students', 'Rules', and 'Draft Rules'. A light blue informational box states: 'This dashboard allows you to easily identify which areas of data can be deleted, based on your rules. For more information please refer to this [Help Centre article](#).' Below this is a legend: 'Icon meanings: ✖ Not deletable, ✔ Deletable, ⌛ Deletion is in progress, 🗑 Deleted, ⚠ Deletion error'. The main section features a table with columns: Cohort, Age, Left Year, and Groups. The table has a search bar, 'Bulk action', 'Hide columns', and 'Download' controls. The table data is as follows:

	Cohort	Age	Left Year	Groups	
<input type="checkbox"/>		22			🗑
<input type="checkbox"/>		22			🗑
<input type="checkbox"/>	Year 13 (2...	22			✖
<input type="checkbox"/>		22			🗑
<input type="checkbox"/>	Year 13 (2...	22			✖
<input type="checkbox"/>		22			🗑
<input type="checkbox"/>	Year 13 (2...	22		SEN	✖

Remove **wasted time** wherever we can



Where we can't automate a task completely, we want to speed it up wherever we can - whether that's fewer button clicks, making data easier to understand, or simplifying a process.

This term we're working on speeding up and simplifying some essential workflows, such as helping you write longer pieces of text for report cards, feedback and analysis. We're also in the initial planning stages of our new Assessment module.


New Assessment module


A flexible and intuitive assessment platform, with simple set up and powerful built-in analysis.

Suggest Text


Combine student data with written prompts to help you craft text that matches your tone guide.

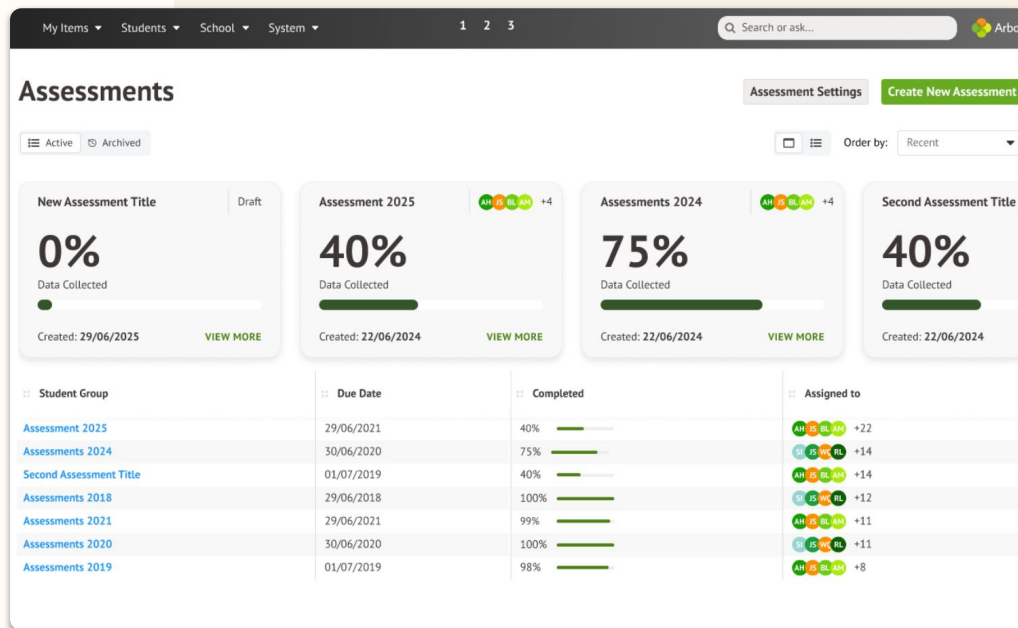
Spotlight on: New Assessment module

 Simple and time-saving setup, tracking, and reporting

 Focus on clear data and easy benchmarking and analysis


 Built with MATs in mind


 Designed to work with the broader Assessments ecosystem




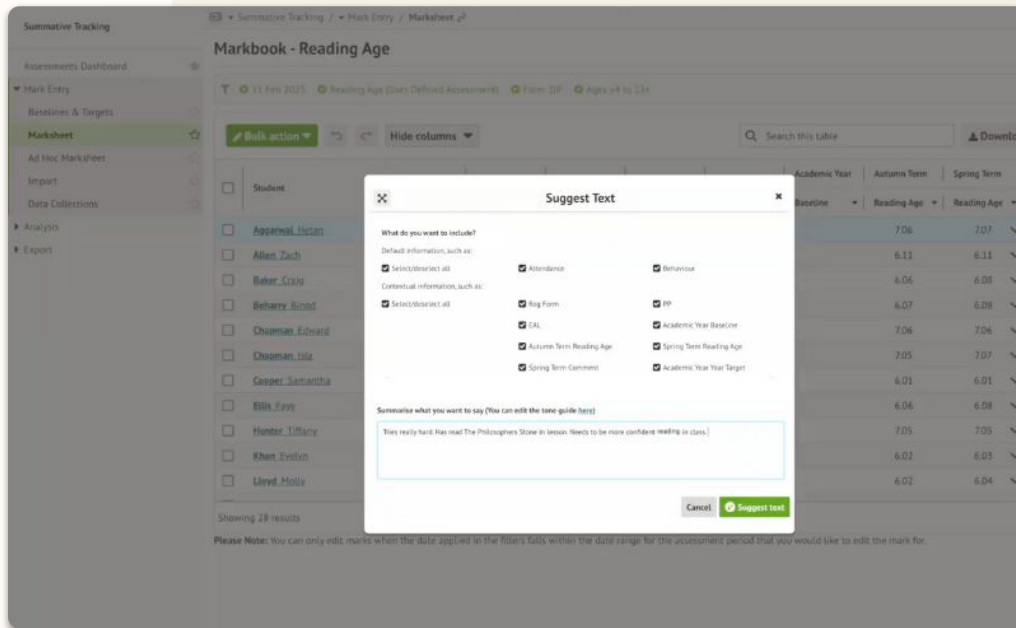
Spotlight on:

Suggest Text

 Save time and get Arbor to help you write longer, personalised pieces of text

 Pick the student data you want to include, add a feedback note, and Arbor will create a report card in seconds

 Craft text in line with your school's tone guide for consistency across your comms



The screenshot shows the 'Markbook - Reading Age' interface in Arbor. A 'Suggest Text' modal is open, allowing users to generate personalized text for a report card. The modal includes options to select/deselect default and contextual information, a grid of checkboxes for specific data points, a text area for a summary, and 'Cancel' and 'Suggest text' buttons.

Markbook - Reading Age

11 Feb 2025 • Reading Age (Over Defend Assessment) • Form 20P • Ages 4 to 134

Suggest Text

What do you want to include?

Default information, such as:

- ☒ Select/deselect all
- ☒ Attendance
- ☒ Behaviour

Contextual information, such as:

- ☒ Select/deselect all
- ☒ Ring Form
- ☒ EAL
- ☒ Academic Year Baseline
- ☒ Academic Year Reading Age
- ☒ Spring Term Reading Age
- ☒ Spring Term Comment
- ☒ Academic Year Target

Summarise what you want to say (You can edit the tone guide here)

This really hard. Has read The Philosopher's Stone in lesson. Needs to be more confident reading in class.

Showing 28 results

Please Note: You can only edit marks when the date applied in the filter falls within the date range for the assessment period that you would like to edit the mark for.

Connect workflows and data **across systems**

We believe we can have a real, transformative effect on your school or trust if we can bring together disparate systems and connect both the data and workflows of those systems.

This term we're working on more ways for data to flow between your systems - like our Microsoft, Smartgrade, and TimeTabler integrations. We're also creating a Data Connector from SAMpeople Recruit to the Arbor Data Warehouse, giving you access to your recruitment and applicant data in your BI tool of choice.



Microsoft integration

Join up Teams with your MIS for more seamless class management.

Smartgrade integration

Combine Smartgrade and student data for richer assessment analysis.


Improved TimeTabler integration


Make TimeTabler your source of truth, and easily make changes during the year.


SAMpeople Recruit data in your BI tool

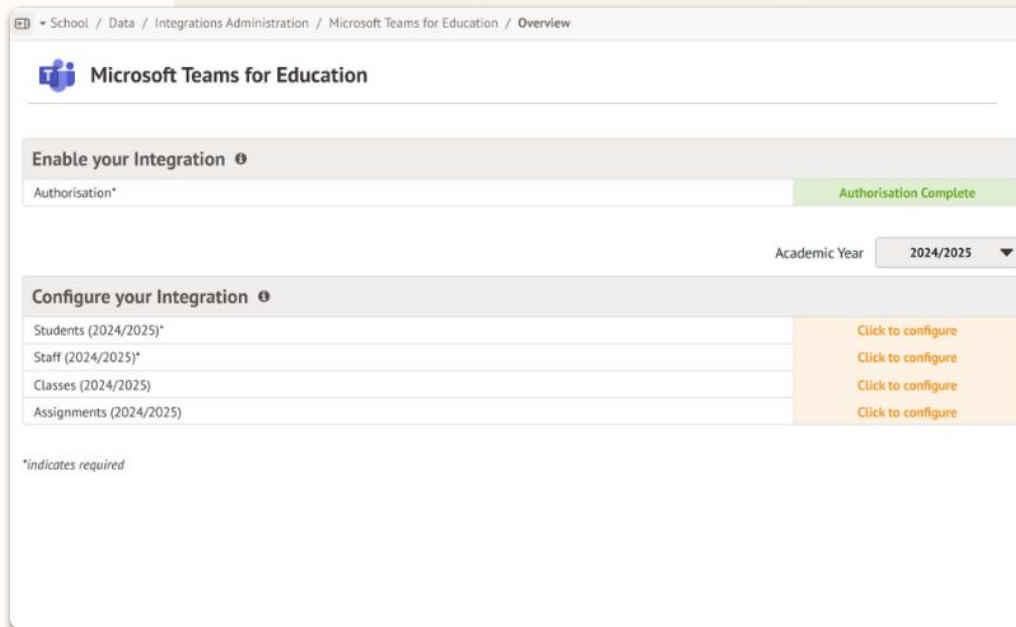
See your recruitment, HR, and MIS data all in one place.

Spotlight on: Microsoft integration

 Update your users and classes in Arbor, and it'll automatically flow into Microsoft Teams

 See the full picture of your student's progress with Teams assignments and homework in Arbor

 Give teachers, students, and parents one place to see homework and assignments - Arbor, regardless of the system it's been set in

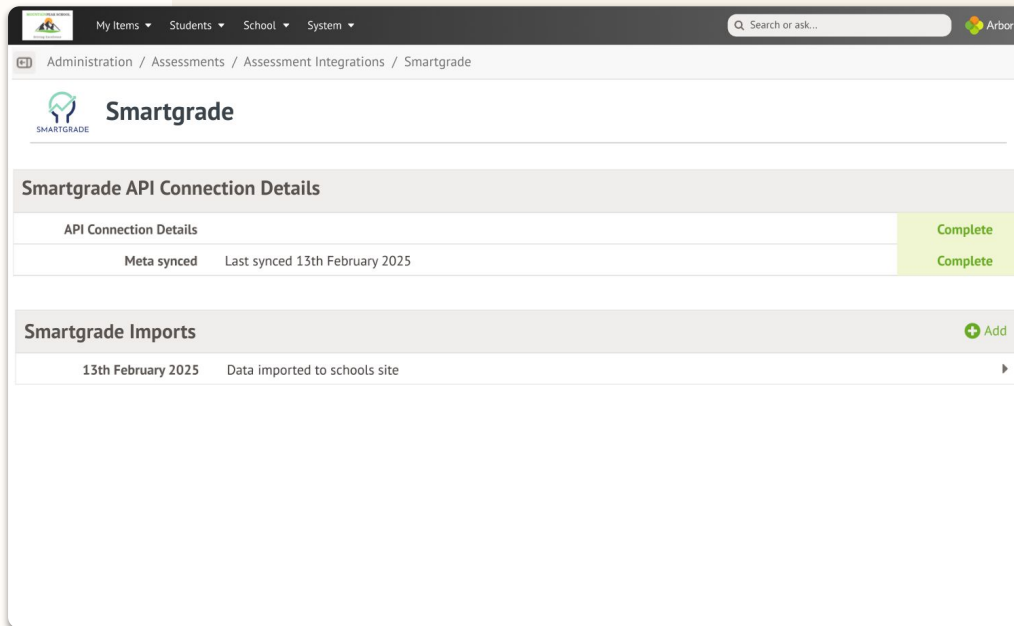


Spotlight on: Smartgrade integration

🧠 Smartgrade assessment data flows directly into Arbor

🏠 Automatically pull data into MAT MIS and push down to your schools

📊 Get richer analysis and insights by combining Smartgrade data with other student data already in Arbor





The screenshot shows the Arbor user interface for Smartgrade integration. The top navigation bar includes 'My Items', 'Students', 'School', and 'System'. A search bar is on the right. The breadcrumb trail reads 'Administration / Assessments / Assessment Integrations / Smartgrade'. The main header features the Smartgrade logo and name. Below this, the 'Smartgrade API Connection Details' section shows a table with two rows: 'API Connection Details' (status: Complete) and 'Meta synced' (status: Complete, last synced 13th February 2025). The 'Smartgrade Imports' section shows a table with one row: '13th February 2025' (Data imported to schools site). An 'Add' button is visible in the top right of the imports section.

Smartgrade API Connection Details	
API Connection Details	Complete
Meta synced	Complete Last synced 13th February 2025

Smartgrade Imports	
13th February 2025	Data imported to schools site

Spotlight on: Improved TimeTabler integration

 Easily push changes through to Arbor, reducing duplication and errors

 No need to end all timetable slots and re-important the entire timetable for small in-year changes

Ending (8)

New (53)

Changes (405)

Excluded (2228)

Errors (0)

This tab shows course timetable slots that were not found within the imported data, which can be ended in bulk if they are no longer active.


Hide columns

Search this table


Download

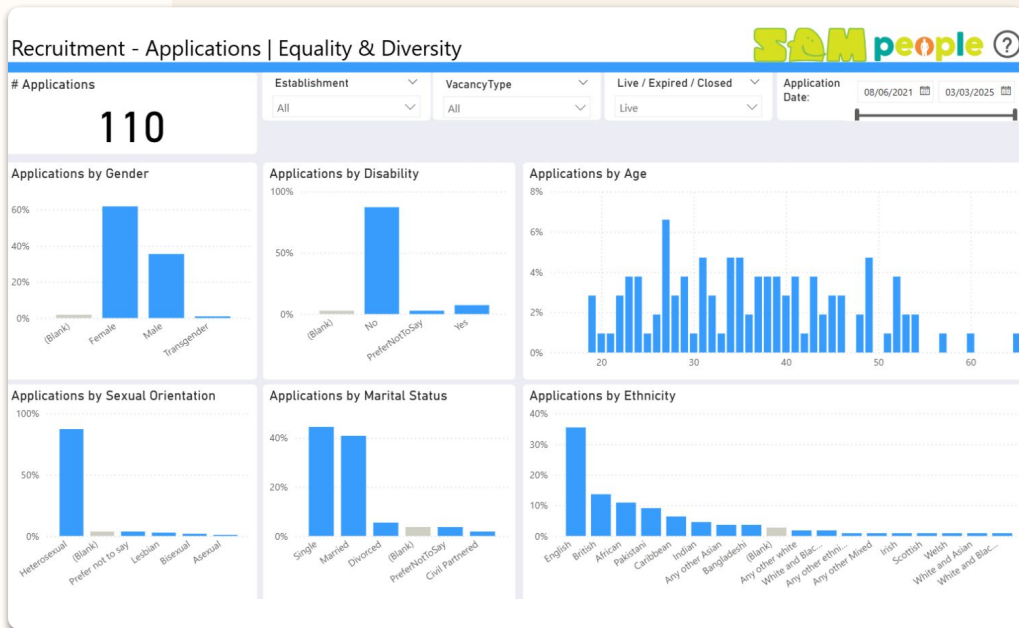
Status	Day	Effectiv...	Time Slot	Event	Staff	Room
Complete	Monday	16 Sep 202...	15:15 - 16:45	English Lan...		
Complete	Thursday A	02 Sep 202...	11:30 - 12:30	Drama: KS5...		
Complete	Thursday A	02 Sep 202...	11:30 - 12:30	Science: KS...		
Complete	Thursday A	02 Sep 202...	12:30 - 13:30	Maths: KS3...		
Complete	Thursday A	02 Sep 202...	12:30 - 13:30	Maths: KS3...		
Complete	Friday A	02 Sep 202...	10:05 - 11:05	Maths: KS3...		
Complete	Wednesday B	02 Sep 202...	09:40 - 10:40	Science: KS...		

Spotlight on: SAMpeople Recruit data in your BI tool

 Recruitment and applicant data flows into the Arbor Data Warehouse, and your BI tool of choice

 See your recruitment, HR, and MIS data all in one place

 Make informed and impactful hiring and recruitment decisions



Live data that informs **action**

Making reporting as simple and real-time as possible can have a tangible impact on student outcomes. It means you can take action right there and then, using the data at your fingertips.

This term we're making sure powerful, visual reporting is in the hands of those who need it. We're focused on shortening data latency with analysis tools built into MAT MIS, as well as AI powered reporting that crunches huge amounts of data in moments.



Flexible data visuals

Gain deeper insight into trust-wide data with powerful new visuals and charts.

Ask Arbor Canvas

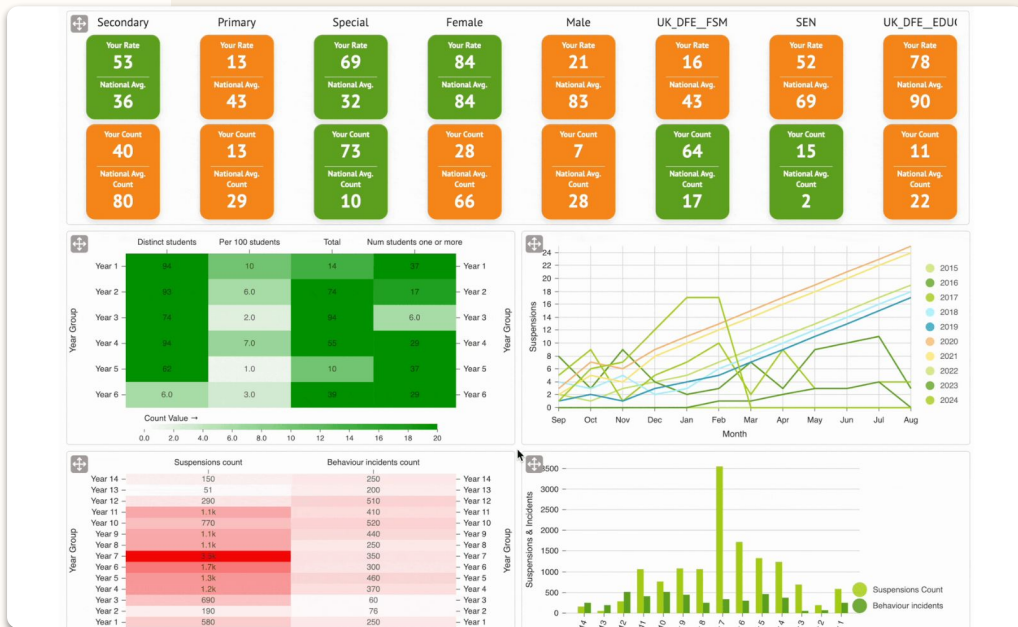
Build reports and get insights from written prompts or questions.

Spotlight on: Flexible data visuals

💡 Gain a deeper understanding of your schools with powerful trust-wide analysis and insights - directly in your MAT MIS


👤 See multiple data visualisations in just one Arbor dashboard, with more granular filtering options


🏠 Compare your schools or any group of students across your trust to Arbor's National Benchmarks, at-a-glance




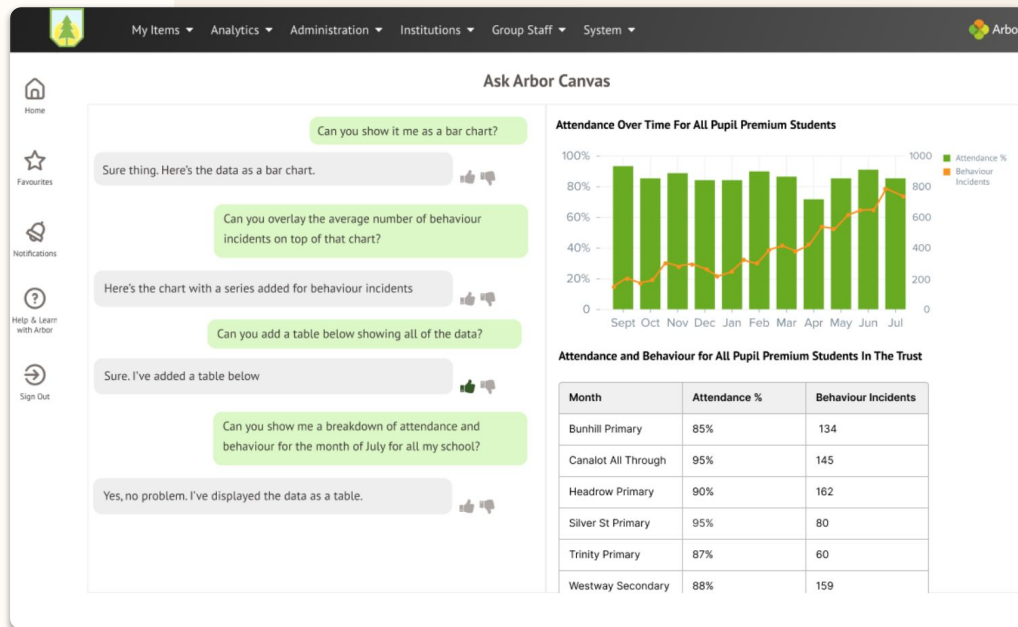
Spotlight on:

Ask Arbor Canvas

 Co-create detailed, share-able reports and analysis with Arbor AI

 Build visual charts and graphs from written prompts or questions

 Save time, with no need to be a whizz at Excel or PowerBI



Empower **groups** of schools

Everything we're working on becomes even more powerful when we expand it to groups of schools. Whether that's MATs or LAs, we want to empower central and support teams with tools that make an impact.

This term we're working to get information out of the school level and into the central level, such as finance data for Local Authority teams. We're also building more trust-level pushdowns, and AI tools to help you take data driven action across your trust.



LA MIS

Understand what's going on across your LA with a real-time view of your schools.

MAT MIS Pushdowns

Tailor settings and role permissions across your whole trust in just a few clicks.

Arbor Finance Data Views and Assets

See Arbor Finance data for groups of schools, and manage assets.

✦ Ask Arbor and Canvas in MAT MIS

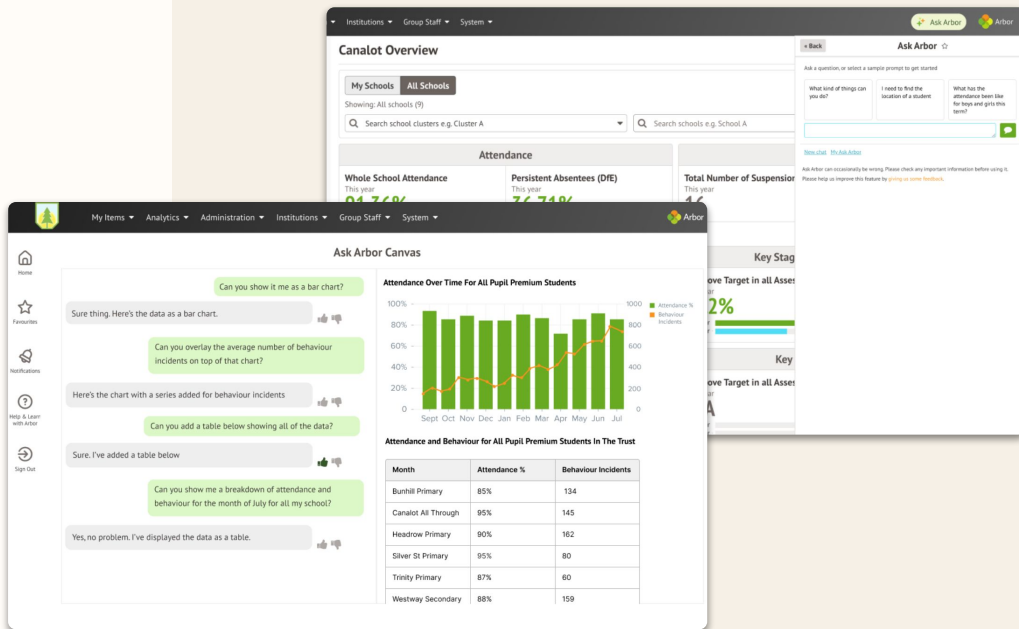
Harness the power of Arbor AI across your entire trust.

Spotlight on:


✨ Ask Arbor and Canvas in MAT MIS


✨ Harness the power of Arbor AI across your entire trust, tapping into all your schools' data at once


🕒 Save hours of time, with no need to pull each school's data individually - Ask Arbor will compile and analyse for you

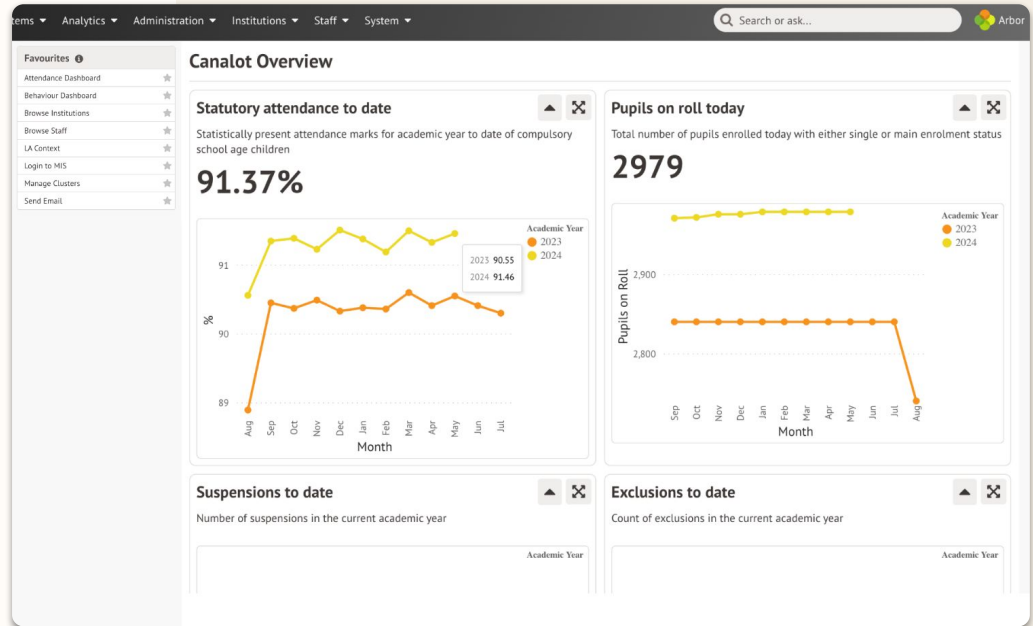


Spotlight on: LA MIS

 Get real-time access to school data and insights with our brand new MIS, specifically designed for Local Authorities

 Built-in data sharing agreements that control the level of data sharing with your schools

 Log in to your schools' MIS to provide fast and efficient support and troubleshooting



Spotlight on: Business Role and School Settings Pushdowns

🔒 Customise the permissions of specific business roles across your trust, then implement in just a few clicks

✏️ Get better visibility of the existing permissions across your trust, and edit them in bulk

🏠 Manage school security settings to support trust-wide roll outs, including SSO, 2FA, Parent Portal and Student App settings

Pushdowns / Pushdowns / Business Roles / Teacher

Teacher - Overview

Business Role Overview

Name	Teacher
School staff	Yes
Teaching staff	No
Permissions management	Managed by Gotham City MAT

All Extra Curricular Finance School Staff/HR Student Profile

Hide Columns Search this table Download ?

Permission Category	Permission	Access Type	Access	Description
Extra Curricular	Send Communications All	Action	✓	Send emails and letters to participants of
Extra curricular	Send Communications Assigned	Action	✗	Send emails and letters to participants of
Staff/HR	Receive Communications All	View	✓	Receive emails and letters to participants
Staff/HR	Receive Communications Assigned	Policy	✓	Receive emails and letters to participants
Staff/HR	Deny Communications All	Setup	✗	Deny emails and letters to participants of
School	Behaviour: Administer	Action	✗	Administer school behaviour setup
School	Behaviour: Log behaviour incident	Action	✗	Log a behaviour incident

Education 338, 2020/10/10

Spotlight on: Arbor Finance Data Views and Assets

➡ Data flows into the Arbor Data Warehouse, allowing Local Authorities to view Arbor Finance data for groups of schools

🕒 Spend less time exporting, manipulating, and sharing data to focus on the day-to-day

💰 Record and monitor assets, link assets to purchases and manage contracts easily

ArborFinance

Records Transactions Enquiries Financial summary Period end Reporting System Budgeting G Cox Milton P

Records Asset Management

Search Assets

Type: Tangible

Sub-Type: Computers

Location:

Goods Received Date:

Assigned to:

Department:

Serial No.:

Asset Code:

Written Off?: No

Supplier:

PO number:

Invoice number:


Clear Search

Dell Laptop

Description

Dell Laptop bought as part of a bundle of 50, originally intended for Year 10s as part of 2023 STEM initiative.

Picture



Details

Type	Tangible	Sub-Type	Computer
Initial Value (inc VAT)	£350.99	Current Value (calculated)	£190.00
Depreciation Start Date (same as Goods Received Date)	28 Jun 2023	Years to Depreciate	4
Notification Alert Send Date	28 Mar 2027	Notification Alerts Send to	E Stavros Smythe, E Digby
Department	Science	Location	Room 172a - Science Lab
Assigned to...	Jodie Pertwee (Student, Year 6, 6AF)	Written Off?	No
Bought?	<input checked="" type="checkbox"/>	Goods Received Date	28 Jun 2023

Arbor's Summer Product Roadmap



Coming soon

Smartgrade integration

Combine Smartgrade and student data for richer assessment analysis.

LA MIS

Understand what's going on across your LA with a real-time view of your schools.

Ask Arbor 🌟

Find answers faster, and carry out your daily tasks in moments.

Data retention controls 🌟

Flexibility and control over which records you can bulk delete and when.

Working on now

Arbor Finance in the Data Warehouse

LAs can easily view Arbor Finance data for groups of schools.

New Assessment module

A flexible and intuitive assessment platform, with simple set up and powerful built-in analysis.

Ask Arbor Canvas 🌟

Build reports and get insights from written prompts or questions.

Flexible data visuals

Gain deeper insight into group-wide data with powerful new visuals and charts.

Microsoft integration

Join up Teams with your MIS for more seamless class management.

SAMpeople Recruit Data Connector

See your recruitment, HR, and MIS data all in one place.

MAT MIS Pushdowns

Tailor the permissions of different roles across your whole trust, and in just a few clicks.



LA MIS

Understand what's going on across your LA with a real-time view of your schools.

Join our customer community, *Arbor HQ*

Arbor HQ is your go-to space to network with fellow Arbor users, share top tips, learn from each other and discover the latest product releases.



 Arbor Education
 @arboredu

